


FLEXI SOLAR LIGHT

Product Manual



SPECIFICATIONS

SOLAR PANELS	9W / 4.5V
BATTERY	3.2V 12000mAh
MAXIMUM POWER	10W
LED QUANTITY	60 pcs
CHARGING TIME	8 hours direct sunlight
WATERPROOF	IP54

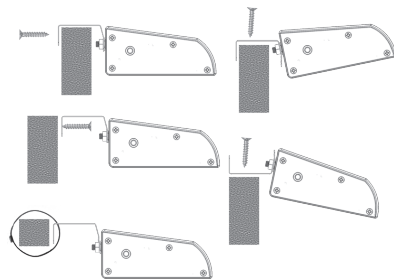
INSTRUCTIONS

1. Allow the solar panel to charge under direct sunlight for at least five hours before first use.
2. Cover the solar panel, press the switch button for 2-5 seconds. The Flexi is now in Mode 1.
3. Pressing the switch button will change light modes.

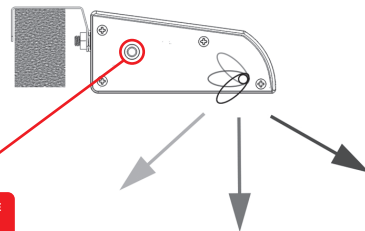
SPECIFICATIONS

MODE 1	100% Brightness Runtime 10-12 hours
MODE 2	70% Brightness Runtime 12-15 hours

MOUNTING OPTIONS



ADJUSTABLE LIGHT



THE FLEXI WILL ARRIVE
TURNED OFF TO
SAVE BATTERY.
HOLD ON/OFF BUTTON
FOR 2-5 SECONDS AND
THE FLEXI WILL TURN
IN MODE 1.