

Wall Frame

Vista series, Portrait / Landscape style



Vista's wall mounted sign includes a stylish curved aluminum frame that comes in dozens of sizes to be used as room signs, posters, maps and other way finding elements within a building.

The sign is designed to accept standard paper or any other flexible substrate.

Dimensions:

Vista sign frames are offered in 24 different widths:

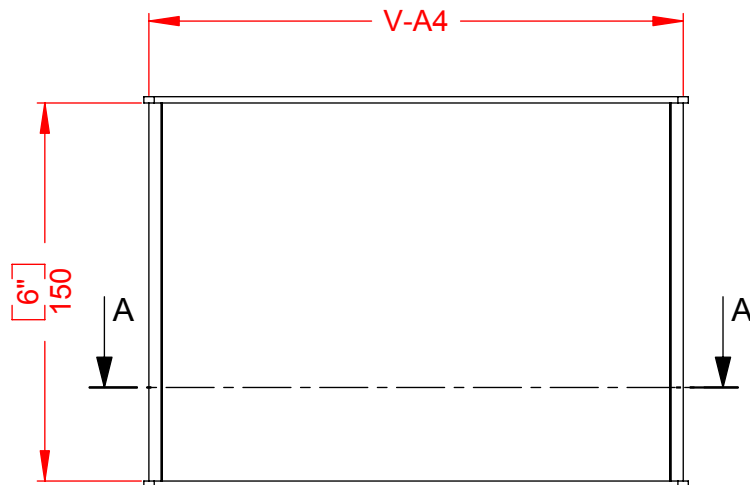
0.62", 1.41", 2.28", 3.07", 3.84", 4.65", 5.82", 7.8", 8.27", 8.5", 11", 11.69", 14",
15.59", 17", 19.59", 22", 23.46"

(V16, V40, V60, V80, V100, V120, V150, V200, VA4, V-Letter, V11, V300, V14,
V400, V17, V500, V22, V600, V700, V800, V900, V1000, V1100, V1200 (mm))

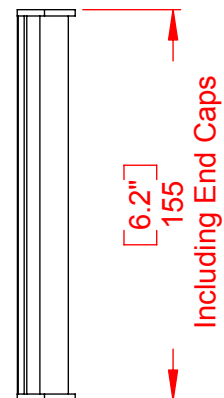
Length: 1.5"-118" (40 mm – 3000 mm)

Custom lengths are available.

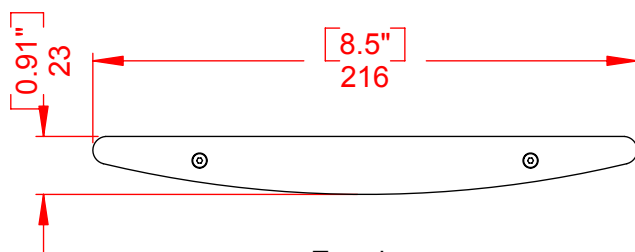
Technical drawing - Vista wall frame



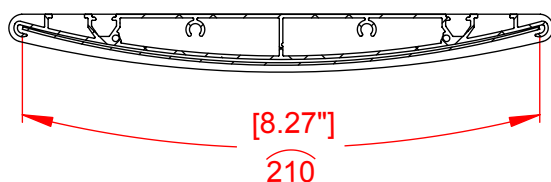
Front view



Side view

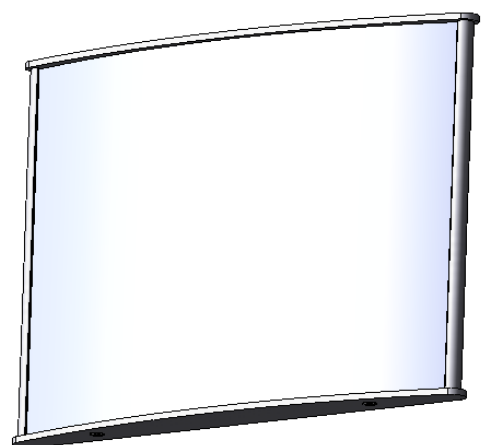


Top view



Section A-A

Visible insert- 205mm



Isometric view



Product Families Wall Frames
Model Wall Frame VA4 x 150- Portrait
Catalog P/N WFP60

Designer: Shlomit Madar

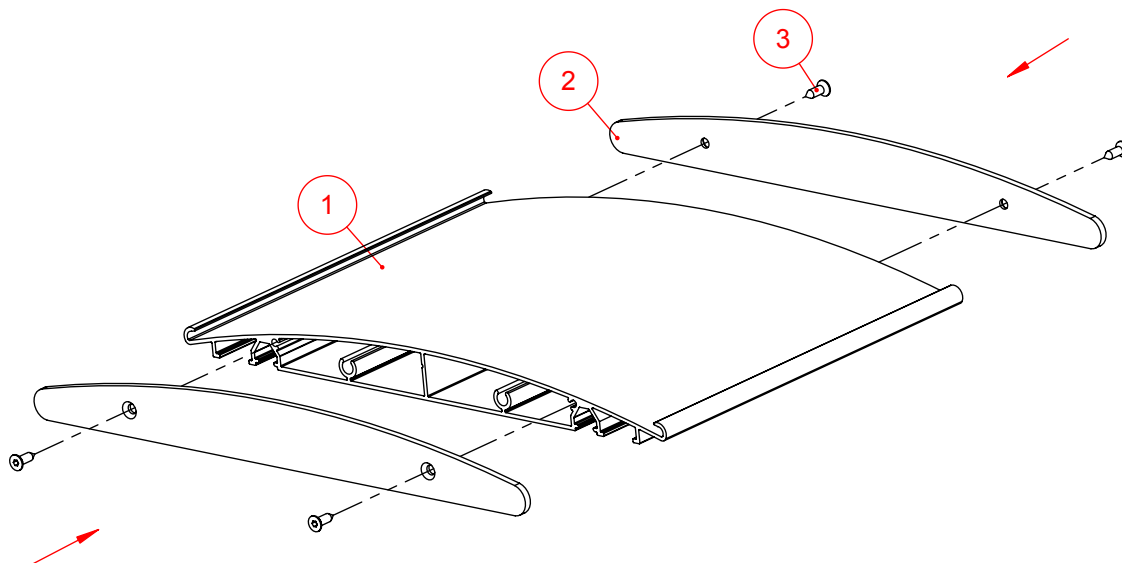
Date: 2/7/2010

Measurements in millimeters. Measurements have been rounded upwards to the near decimal point.

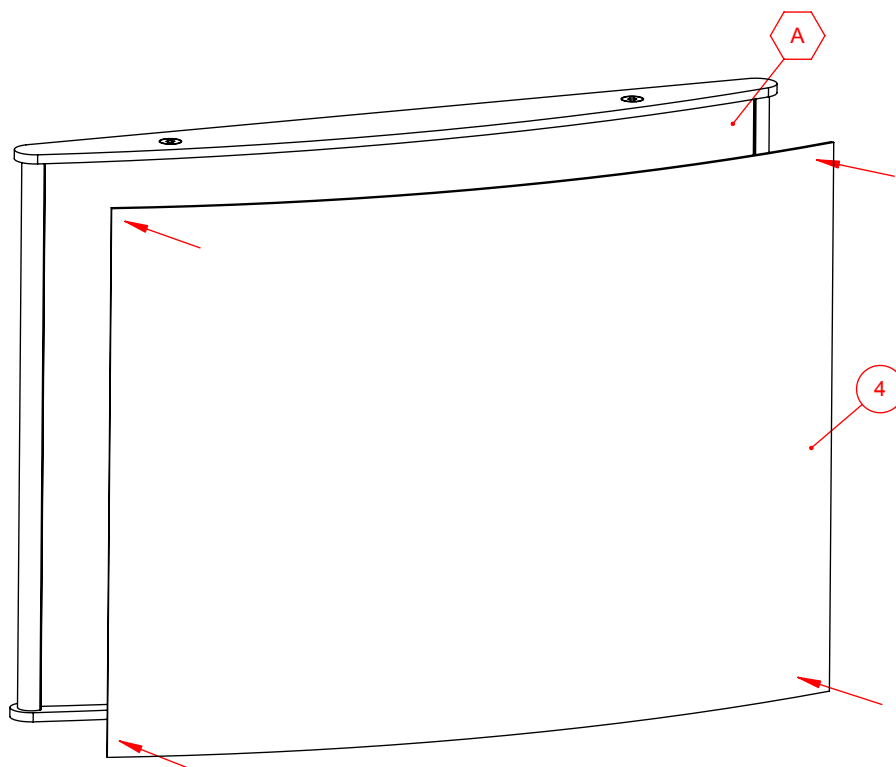
Proprietary and confidential: The information contained in this drawing is the sole property of Techsign advanced sign systems LTD (manufacturer of Vista system). Any reproduction; copying; distribution or any other use in part or as a whole without the written permission of Techsign is prohibited. This ban includes any use by any third party that did not receive this information from Techsign advanced sign systems LTD.

Assembly Instructions - Vista series, Portrait / Landscape style

Step A



Step B



ITEM NO.	PART NUMBER	QTY.
1	VA4 x 150 (6")	1
2	MECA4	2
3	TS438	4
A	Step A	1
4	CCA4 x 150 (6")	1



Product Families Wall Frames
 Model Wall Frame VA4 x 150- Portrait
 Catalog P/N WFP60

Designer: Shlomit Madar


Date: 2/10/2010

Measurements in millimeters. Measurements have been rounded upwards to the near decimal point.

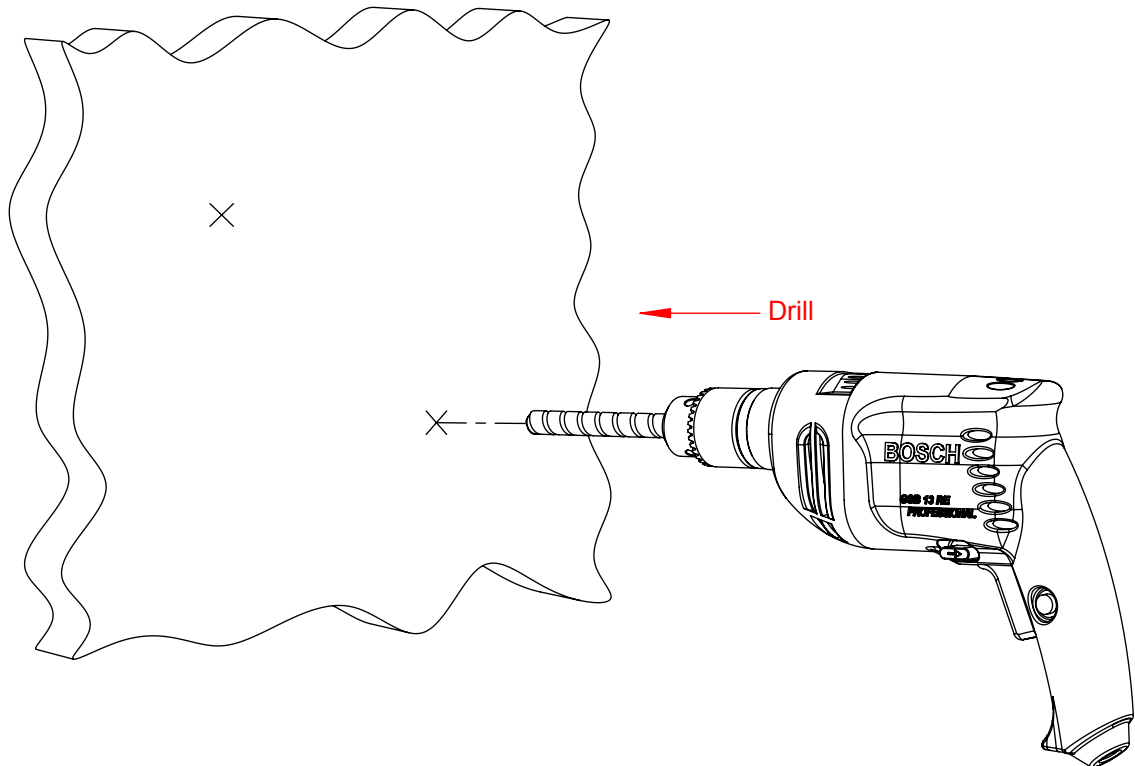
Proprietary and confidential: The information contained in this drawing is the sole property of Techsign advanced sign systems LTD (manufacturer of Vista system). Any reproduction; copying; distribution or any other use in part or as a whole without the written permission of Techsign is prohibited. This ban includes any use by any third party that did not receive this information from Techsign advanced sign systems LTD.

Installation Instructions - Vista series, Portrait / Landscape style

Step A



Step B



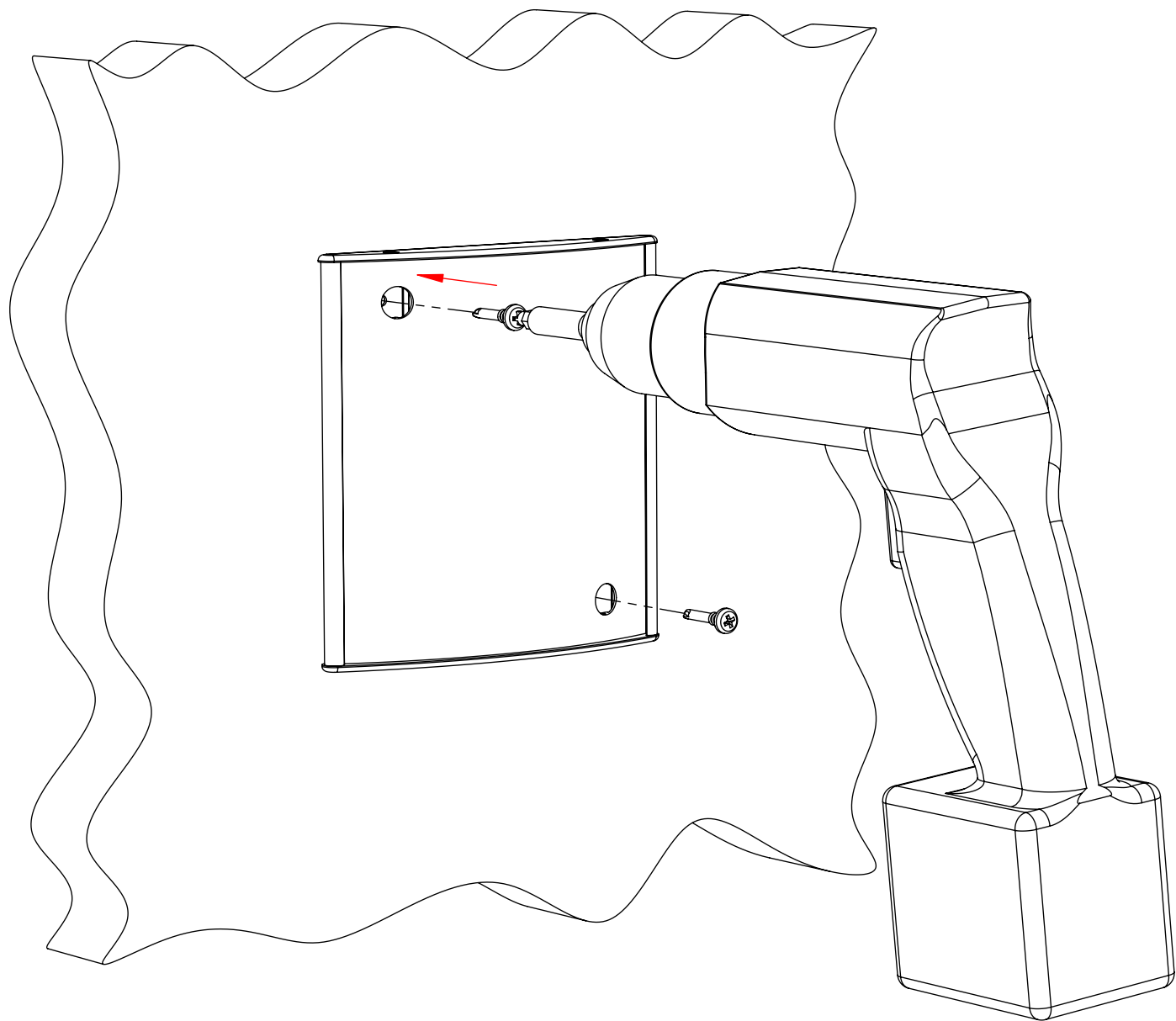
Project
Model
Part Number
Material

Wall Frame- Installation insruction
Bolts to wall

Designer: S.M.
Date: 7/28/2011
Scale:
Measurements in millimeters
Do not scale drawing

Proprietary and confidential: The information contained in this drawing is the sole property of Vista System Limited. Any reproduction; copying; distribution or any other use in part or as a whole without the written permission of Vista System Limited is prohibited. This ban includes any use by any third party that did not receive this information from Vista System Limited.

Step C



Project
Model
Part Number
Material

Wall Frame- Installation insruction
Bolts to wall

Designer: S.M.
Date: 7/28/2011
Scale:
Measurements in millimeters
Do not scale drawing

Proprietary and confidential: The information contained in this drawing is the sole property of Vista System Limited. Any reproduction; copying; distribution or any other use in part or as a whole without the written permission of Vista System Limited is prohibited. This ban includes any use by any third party that did not receive this information from Vista System Limited.